


SSPE-S1...P

Photoelectrical sensor slot type



PRODUCTS FEATURES

- L.on/D.on selectable
- Light off or on when objects are detected
- PNP/NPN NO+NC
- IP50 - protection against rapid internal contamination.

SSPE-S1...P

Photoelectrical sensor slot type

1. Technical specification

Table 1. Specification

Specifications	Technique data
Sensing distance	5mm (Slot width)
Standard sensing object	Opaque objects (Size: 1.2*1.8mm)
Repeat accuracy	<0.03mm
Output type	NPN or PNP open-collector
Switch type	L.on / D.on (selectable)
Indicator	Red LED
Response frequency	3kHz
Response time	≤ 0.3ms
Light source	Infrared LED (940nm)
Operating voltage	5~24V DC
Voltage drop	<0.2 or less (load current 10mA), 1.5V or less (load current 100mA)
Current consumption	< 20mA
Protective circuit	Surge protection, reverse polarity protection
Ambient temperature	Operation: -25°C~+55°C, storage: -30°C~+80°C, no freezing
Ambient humidity	Operation: 5%~85%, storage: 5%~95%, no condensation
Ambient brightness	Incandescent lamp ≤ 1000Lux
Withstand voltage	AC, 1000V 1 minute between all supply terminals connected to the housing
Vibration resistance	10 to 50 Hz with 1.5mm amplitude for 2 hours each in X, Y and Z directions
Insulation resistance	Between all supply terminals connected with the housing, 20 MΩ or more (based DC250V)
Degree of protection	IP50
Material	PC
Connection method	Connector

SSPE-S1...P

Photoelectrical sensor slot type

3. Circuit diagram

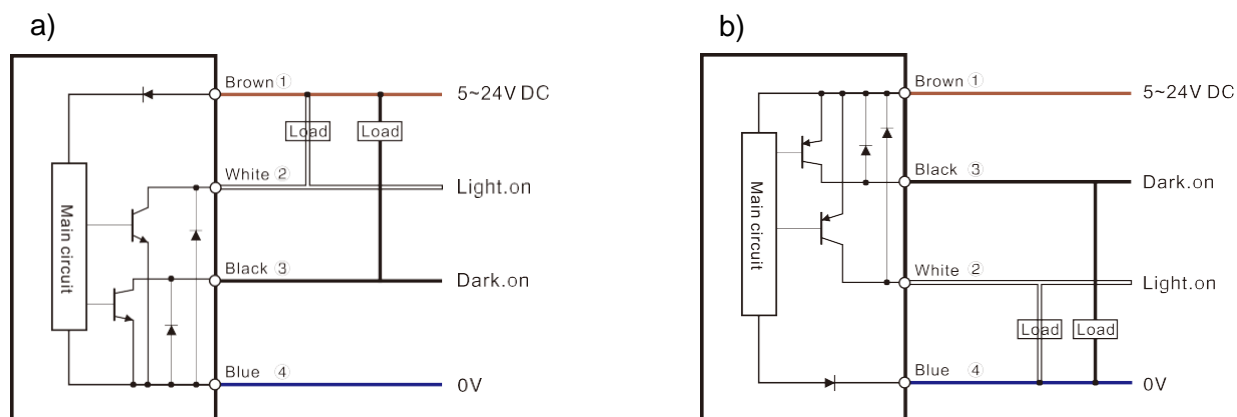





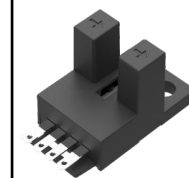


Figure 3.1. Circuit diagram a) NPN type output ; b) PNP type output;

4. Type

F shape	T shape	R shape	L shape	K shape	Y shape
					

SSPE-S1...P

Photoelectrical sensor slot type

4. Ordering code

SSPE – S1 F 5 NY P

